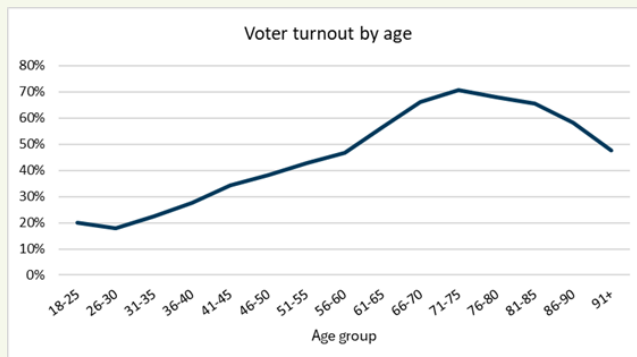


Which groups within the population were more likely to vote

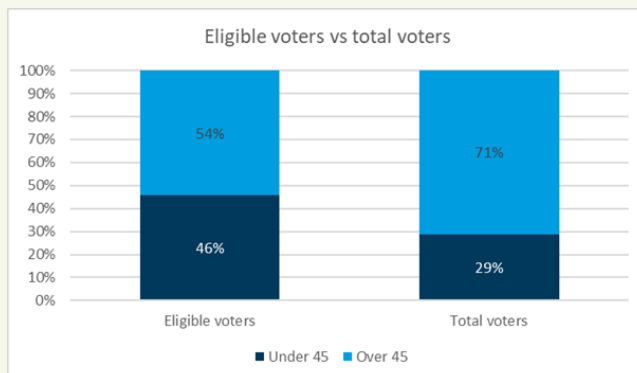
1

Younger residents are less likely to vote

Voter turnout was lowest in the 26-30 years age category (18%), increasing to those aged 71-75 years (71%).



Those aged under 45 make up almost half of the eligible voting population, but account for just over a quarter of voters.



2

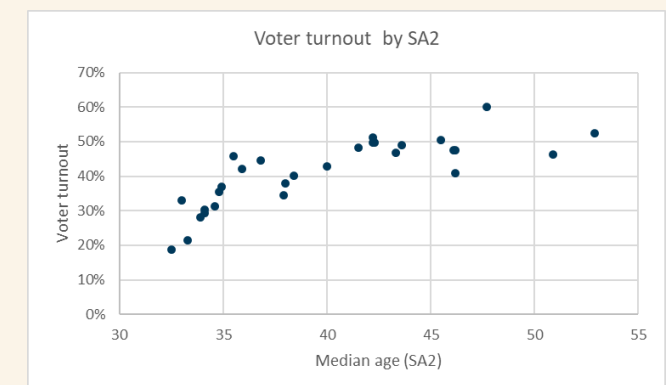
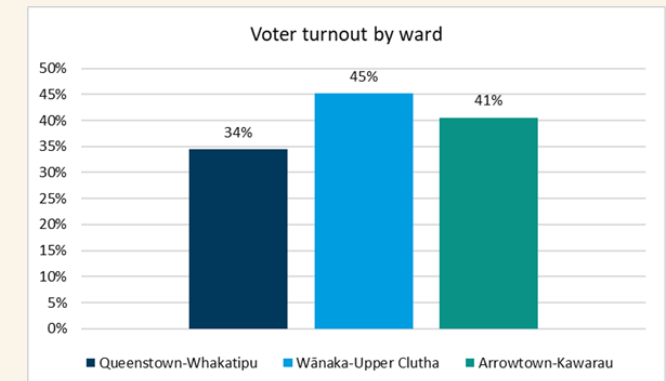
Voter turnout differs by area

The Wānaka-Upper Clutha Ward had the highest voter turnout, with 45% of eligible electors voting, followed by 41% in Arrowtown-Kawarau Ward, and 34% in the Queenstown-Whakatipu Ward.

Lakes Hayes, Glenorchy, Cardrona, Wānaka Central and Wānaka Waterfront had turnouts greater than 50%, while the lowest turnout was in Warren Park, Queenstown Central, Sunshine Bay–Fernhill, and Frankton Arm areas, which all had turnouts of less than 30%.

Of the ten SA2* areas in the district with the youngest median age, nine of these had the lowest voter turnout. This reinforces the finding that younger residents are less likely to vote.

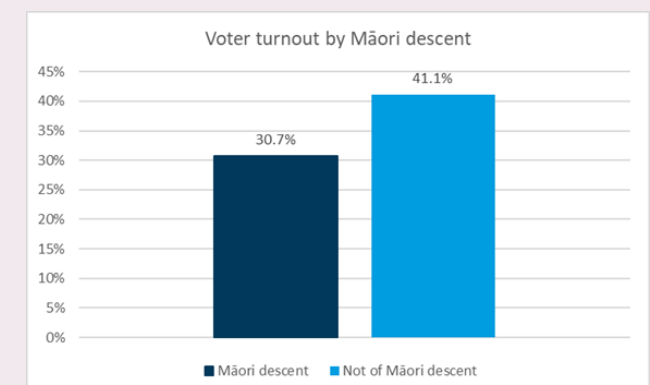
*Statistical Area 2 geographies are areas defined by Stats NZ usually comprising between 1,000 and 3,000 residents.



3

Residents of Māori descent were less likely to vote

Turnout from electors who indicated to the electoral commission that they were of Māori descent was 10% lower than those who did not.



Who voted using a special vote

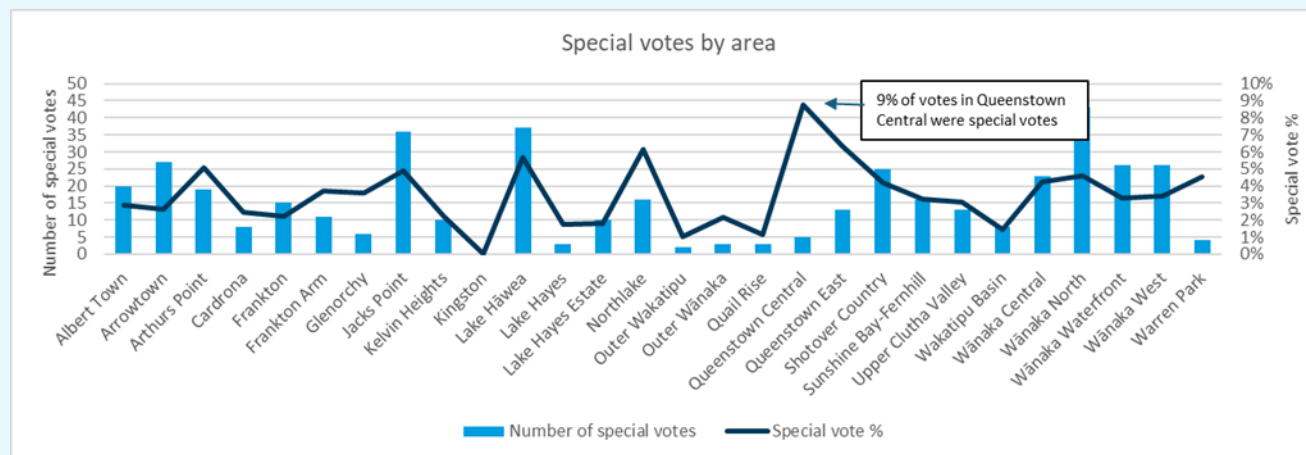
Special votes in local government elections include votes cast by electors who did not receive voting forms in the mail, were not listed on the relevant electoral roll, or those who are on the are on the unpublished roll. People can also choose to cast a special vote.

1

Special votes by area

Special votes received as a percentage of total votes in the Queenstown Lakes district was 3.4%. This varied by ward with 3.9% of votes in Wānaka-Upper Clutha being special votes, 3.3% in Queenstown-Whakatipu, and 2.7% in Arrows-town-Kawarau.

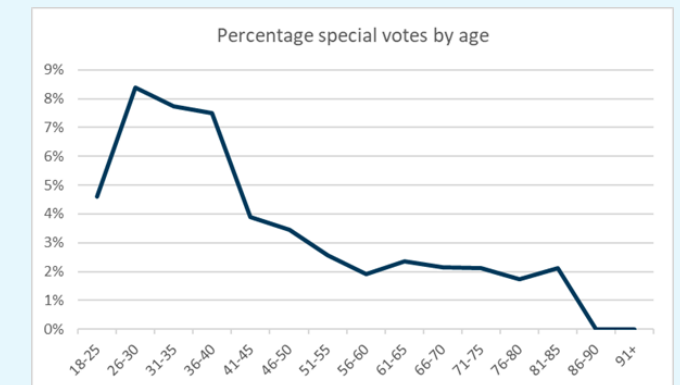
Special votes by SA2 area varied considerably. Queenstown Central, Queenstown East, Northlake, Lake Hāwea and Arthurs Point all had greater than 5% of all votes cast as special votes. The highest number of special votes in any one area was 43 in Wānaka North (4.6%).



2

Special votes by age

Younger residents, particularly those aged 26-40, were more likely to cast a special vote.



These patterns highlight that some communities are more engaged in local elections than others, which can influence how different voices are represented in decision-making. While the reasons behind these differences are complex, understanding these differences helps to identify where additional support and engagement could be directed to ensure everyone can participate in shaping the future of our district.